


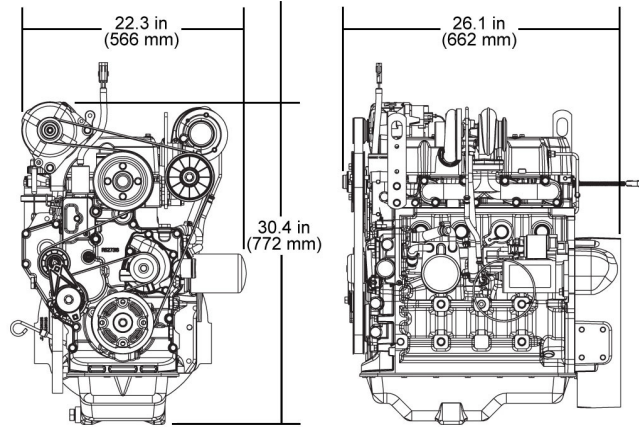
PowerTech M 4024T Diesel Engine

Industrial Engine Specifications



4024T shown

Dimensions



Certifications

CARB
EPA Interim Tier 4
EU Stage III A
MSHA

General data

Model	4024TF281	Aspiration	Turbocharged
Number of cylinders	4	Length - mm (in)	662 (26.1)
Displacement - L (cu in)	2.4 (146)	Width - mm (in)	566 (22.3)
Bore and Stroke-- mm (in)	86 x 105 (3.39 x 4.13)	Height-- mm (in)	772 (30.4)
Compression Ratio	20.5:1	Weight, dry-- kg (lb)	251 (553)
Engine Type	In-line, 4-Cycle		

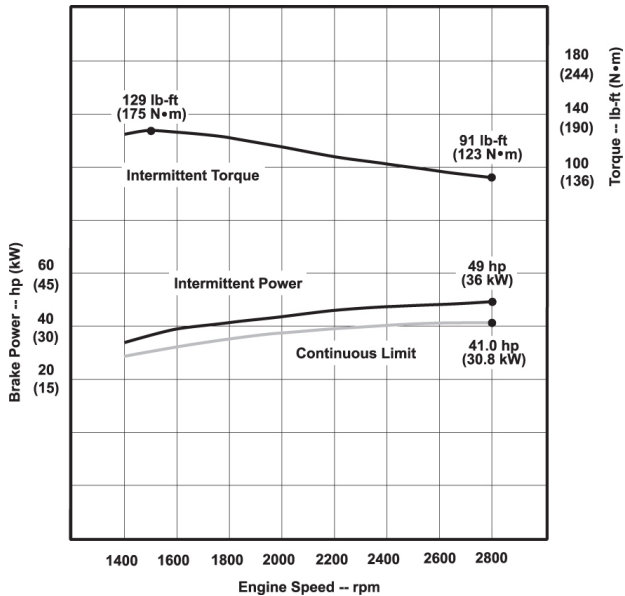
Intermittent BHP is the power rating for variable speed and load applications where full power is required intermittently.

Heavy duty - see application ratings/definitions, engine performance curves.

Continuous BHP is the power rating for applications operating under a constant load and speed for long periods of time.

Power output is within + or - 5% at standard SAE J 1995 and ISO 3046.

Performance curve



Performance data

Intermittent rated speed	36 kW (48 hp) @ 28 00 rpm
Peak power	36 kW (48 hp) @ 2800 rpm
Peak torque	175 N.m (129 ft-lb) @ 1500 rpm
Torque rise %	43% @ 1500 rpm

Features and benefits

2-Valve Cylinder Head

- Cross flow head design that provides excellent breathing from a lower cost two-valve cylinder head

Mechanical Unit Pump (MUP) Fuel System

- This system uses camshaft driven MUP's, connected to the injectors by a short fuel line. This short fuel line between the unit pumps and the injectors helps to alleviate after-injection, secondary injection, and other injection abnormalities

Fixed Geometry Turbocharger

- Fixed geometry turbochargers are precisely matched to the power level and application

Turbocharged

- In turbocharged engines, the air is pre-compressed. Due to the higher pressure, more air is supplied into the combustion chamber allowing a corresponding increase in fuel injection, which results in greater engine output

Compact Size

- Mounting points are the same as Tier 2/Stage II engine models

Engine Performance

- Lower-rated speeds available for reduced noise and fuel economy

Additional Features

- Self-adjusting poly-vee fan drive
- Forged-steel connecting rods
- Either-side service
- 500-hour oil change
- Optional balancer shafts

John Deere Power Systems
3801 W. Ridgeway Ave.
PO Box 5100
Waterloo, IA 50704-5100
Phone: 1-800-533-6446
Fax: 319.292.5075

John Deere Power Systems
Usine de Saran
La Foulonnerie - B.P. 11.13
45401 Fleury les Aubrais Cedex
France
Phone: 33.2.38.82.61.19
Fax: 33.2.38.82.60.00

All values at rated speed and power with standard options unless otherwise noted. Specifications and design subject to change without notice.